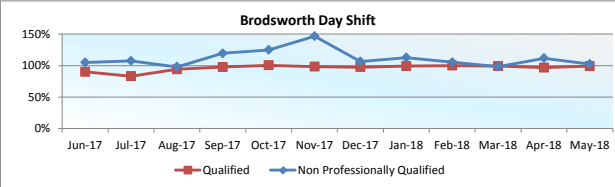
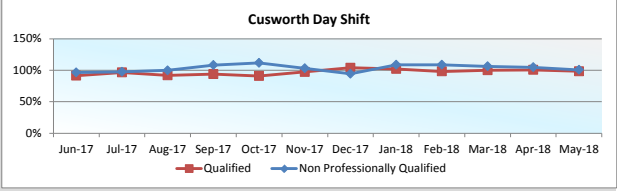
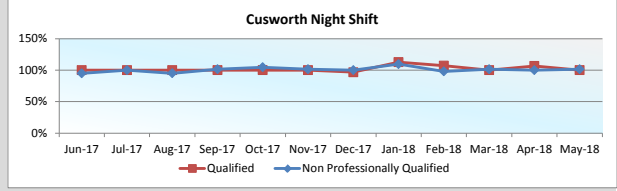


Safer Staffing Levels

Wards		December Rate Day Shift	December Rate Night Shift	January Rate Day Shift	January Rate Night Shift	February Rate Day Shift	February Rate Night Shift	March Rate Day Shift	March Rate Night Shift	April Rate Day Shift	April Rate Night Shift	May Rate Day Shift	May Rate Night Shift	Position to date
Rate														
		Dec-17	Dec-17	Jan-18	Jan-18	Feb-18	Feb-18	Mar-18	Mar-18	Apr-18	Apr-18	May-18	May-18	
Brodsworth	Qualified	98%	100%	99%	106%	100%	100%	99%	97%	97%	100%	99%	100%	 <p>Brodsworth Day Shift</p> <p>This line chart shows staffing levels for the Day Shift from June 2017 to May 2018. The Y-axis represents the percentage of staffing, ranging from 0% to 150%. Two data series are plotted: 'Qualified' (red line with square markers) and 'Non Professionally Qualified' (blue line with diamond markers). The 'Qualified' series remains consistently near 100%, while the 'Non Professionally Qualified' series fluctuates between approximately 100% and 140%.</p>
	Non Professionally Qualified	106%	139%	113%	129%	105%	107%	98%	102%	112%	100%	102%	100%	

Safer Staffing Levels

Wards		December Rate Day Shift	December Rate Night Shift	January Rate Day Shift	January Rate Night Shift	February Rate Day Shift	February Rate Night Shift	March Rate Day Shift	March Rate Night Shift	April Rate Day Shift	April Rate Night Shift	May Rate Day Shift	May Rate Night Shift	Position to date
Cusworth	Qualified	103.96%	96.77%	102.35%	112.90%	98.27%	107.14%	100.00%	100.00%	100.81%	106.67%	98.39%	100.00%	 <p>Cusworth Day Shift</p>
	Non Professionally Qualified	94.38%	100.00%	108.90%	109.68%	108.93%	98.21%	106.35%	101.61%	104.95%	100.00%	100.78%	101.61%	 <p>Cusworth Night Shift</p>

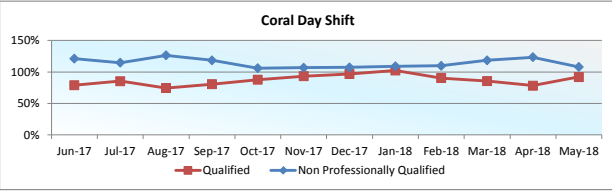
Safer Staffing Levels

Wards		December Rate Day Shift	December Rate Night Shift	January Rate Day Shift	January Rate Night Shift	February Rate Day Shift	February Rate Night Shift	March Rate Day Shift	March Rate Night Shift	April Rate Day Shift	April Rate Night Shift	May Rate Day Shift	May Rate Night Shift	Position to date
Skelbrooke	Qualified	89.44%	112.90%	95.99%	109.68%	93.56%	100.00%	90.03%	100.00%	103.22%	103.33%	83.14%	103.23%	<p style="text-align: center;">Skelbrooke Day Shift</p>
	Non Professionally Qualified	110.56%	111.29%	113.00%	141.94%	111.96%	146.43%	131.04%	138.71%	119.14%	148.33%	121.70%	117.74%	<p style="text-align: center;">Skelbrooke Night Shift</p>

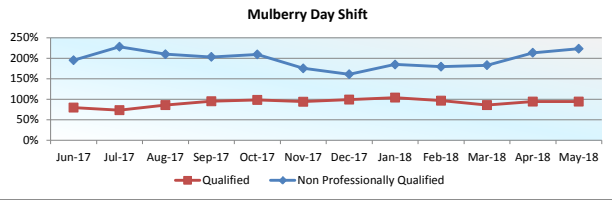
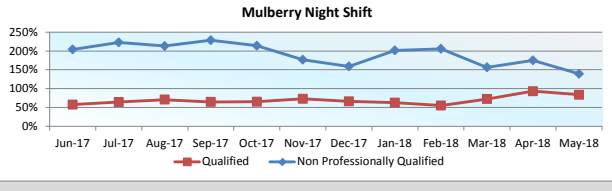
Safer Staffing Levels

Wards		December Rate Day Shift	December Rate Night Shift	January Rate Day Shift	January Rate Night Shift	February Rate Day Shift	February Rate Night Shift	March Rate Day Shift	March Rate Night Shift	April Rate Day Shift	April Rate Night Shift	May Rate Day Shift	May Rate Night Shift	Position to date
Emerald	Qualified	102%	100%	102%	100%	100%	100%	100%	100%	100%	100%	102%	100%	<div style="text-align: center;"> Emerald Day Shift </div> <div style="text-align: center;"> Emerald Night Shift </div>
	Non Professionally Qualified	95%	100%	96%	98%	96%	96%	97%	98%	96%	100%	97%	100%	

Safer Staffing Levels

Wards		December Rate Day Shift	December Rate Night Shift	January Rate Day Shift	January Rate Night Shift	February Rate Day Shift	February Rate Night Shift	March Rate Day Shift	March Rate Night Shift	April Rate Day Shift	April Rate Night Shift	May Rate Day Shift	May Rate Night Shift	Position to date
Coral	Qualified	96.60%	100.00%	102.35%	112.90%	90.26%	100.00%	85.53%	109.68%	78.23%	100.00%	91.90%	100.00%	 <p>Coral Day Shift</p> <p>This line chart shows staffing levels for the Coral Day Shift from June 2017 to May 2018. The y-axis represents percentage from 0% to 150%. The x-axis shows months from Jun-17 to May-18. Two data series are plotted: 'Qualified' (red line with square markers) and 'Non Professionally Qualified' (blue line with diamond markers). The 'Qualified' series starts at approximately 80% in June 2017, fluctuates, and ends at 91.90% in May 2018. The 'Non Professionally Qualified' series starts at approximately 120% in June 2017, fluctuates, and ends at 100.00% in May 2018.</p>
	Non Professionally Qualified	107.23%	108.06%	108.90%	109.68%	109.74%	103.57%	118.52%	124.19%	123.43%	103.33%	108.02%	103.28%	

Safer Staffing Levels

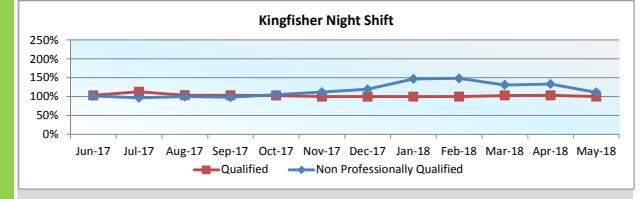
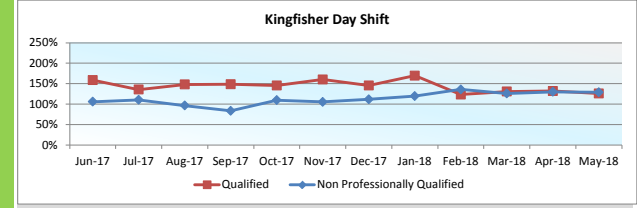
Wards		December Rate Day Shift	December Rate Night Shift	January Rate Day Shift	January Rate Night Shift	February Rate Day Shift	February Rate Night Shift	March Rate Day Shift	March Rate Night Shift	April Rate Day Shift	April Rate Night Shift	May Rate Day Shift	May Rate Night Shift	Position to date
Mulberry	Qualified	99.17%	66.13%	104.06%	62.90%	96.37%	55.36%	85.48%	72.58%	94.09%	93.33%	94.38%	83.87%	 <p>Mulberry Day Shift</p> <p>This line chart shows staffing levels for the Mulberry Day Shift from June 2017 to May 2018. The Y-axis represents the percentage of staffing, ranging from 0% to 250%. Two data series are plotted: 'Qualified' (red line with square markers) and 'Non Professionally Qualified' (blue line with diamond markers). The 'Non Professionally Qualified' series consistently stays above 150%, peaking at approximately 220% in July 2017. The 'Qualified' series remains below 100% throughout the period, fluctuating between roughly 70% and 100%.</p>
	Non Professionally Qualified	161.08%	159.21%	184.65%	201.61%	179.44%	205.36%	182.99%	156.45%	213.39%	175.00%	223.36%	139.02%	 <p>Mulberry Night Shift</p> <p>This line chart shows staffing levels for the Mulberry Night Shift from June 2017 to May 2018. The Y-axis represents the percentage of staffing, ranging from 0% to 250%. Two data series are plotted: 'Qualified' (red line with square markers) and 'Non Professionally Qualified' (blue line with diamond markers). The 'Non Professionally Qualified' series is consistently high, mostly between 150% and 220%. The 'Qualified' series is lower, generally between 50% and 100%.</p>

Safer Staffing Levels

Wards		December Rate Day Shift	December Rate Night Shift	January Rate Day Shift	January Rate Night Shift	February Rate Day Shift	February Rate Night Shift	March Rate Day Shift	March Rate Night Shift	April Rate Day Shift	April Rate Night Shift	May Rate Day Shift	May Rate Night Shift	Position to date
Goldcrest	Qualified	163.13%	141.94%	193.70%	116.13%	155.99%	167.86%	206.45%	125.81%	171.95%	140.00%	171.32%	134.38%	<p style="text-align: center;">Goldcrest Day Shift</p>
	Non Professionally Qualified	67.67%	77.42%	54.76%	90.32%	72.01%	66.07%	47.57%	87.10%	65.69%	80.00%	67.64%	81.97%	<p style="text-align: center;">Goldcrest Night Shift</p>

Safer Staffing Levels

Wards		Position to date											
		December Rate Day Shift	December Rate Night Shift	January Rate Day Shift	January Rate Night Shift	February Rate Day Shift	February Rate Night Shift	March Rate Day Shift	March Rate Night Shift	April Rate Day Shift	April Rate Night Shift	May Rate Day Shift	May Rate Night Shift
Kingfisher	Qualified	145%	100%	170%	100%	123%	100%	131%	103%	132%	103%	126%	100%
	Non Professionally Qualified	111%	119%	119%	147%	136%	148%	126%	131%	130%	133%	129%	111%



Safer Staffing Levels

Wards		December Rate Day Shift	December Rate Night Shift	January Rate Day Shift	January Rate Night Shift	February Rate Day Shift	February Rate Night Shift	March Rate Day Shift	March Rate Night Shift	April Rate Day Shift	April Rate Night Shift	May Rate Day Shift	May Rate Night Shift	Position to date
Osprey	Qualified	96%	100%	103%	103%	102%	96%	96%	106%	92%	100%	93%	100%	<div style="text-align: center;"> Osprey Day Shift </div> <div style="text-align: center;"> Osprey Night Shift </div>
	Non Professionally Qualified	85%	109%	97%	104%	93%	108%	97%	95%	98%	109%	95%	103%	

Safer Staffing Levels

Wards		December Rate Day Shift	December Rate Night Shift	January Rate Day Shift	January Rate Night Shift	February Rate Day Shift	February Rate Night Shift	March Rate Day Shift	March Rate Night Shift	April Rate Day Shift	April Rate Night Shift	May Rate Day Shift	May Rate Night Shift	Position to date
Sandpiper	Qualified	92%	100%	96%	100%	101%	114%	83%	116%	98%	110%	88%	103%	<p>Sandpiper Day Shift</p>
	Non Professionally Qualified	91%	98%	80%	100%	84%	89%	103%	92%	98%	97%	93%	93%	

Safer Staffing Levels

Wards		December Rate Day Shift	December Rate Night Shift	January Rate Day Shift	January Rate Night Shift	February Rate Day Shift	February Rate Night Shift	March Rate Day Shift	March Rate Night Shift	April Rate Day Shift	April Rate Night Shift	May Rate Day Shift	May Rate Night Shift	Position to date
Hawthorn	Qualified	87.10%	83.87%	84.68%	96.77%	96.43%	96.43%	97.58%	80.56%	91.67%	88.33%	95.97%	90.32%	<p>Hawthorn Day Shift</p>
	Non Professionally Qualified	98.21%	109.68%	100.36%	105%	108%	118%	95%	100%	102%	103%	104%	95%	<p>Hawthorn Night Shift</p>

Safer Staffing Levels

Wards		December Rate Day Shift	December Rate Night Shift	January Rate Day Shift	January Rate Night Shift	February Rate Day Shift	February Rate Night Shift	March Rate Day Shift	March Rate Night Shift	April Rate Day Shift	April Rate Night Shift	May Rate Day Shift	May Rate Night Shift	Position to date
Hazel	Qualified	89%	100%	113%	110%	105%	100%	104%	100%	113%	103%	102%	100%	
	Non Professionally Qualified	105.73%	98.39%	110.04%	100.00%	105.56%	100.00%	107.17%	120.97%	110.11%	130.00%	108.30%	133.87%	

Safer Staffing Levels

Wards		December Rate Day Shift	December Rate Night Shift	January Rate Day Shift	January Rate Night Shift	February Rate Day Shift	February Rate Night Shift	March Rate Day Shift	March Rate Night Shift	April Rate Day Shift	April Rate Night Shift	May Rate Day Shift	May Rate Night Shift	Position to date
Magnolia	Qualified	74.19%	100.00%	77.42%	103.23%	80.36%	100.00%	73.39%	100.00%	105.83%	106.67%	101.61%	100.00%	<p>Magnolia Day Shift</p>
	Non Professionally Qualified	108.29%	154.84%	129.95%	138.71%	139.80%	150.88%	118.89%	193.55%	120.00%	177.08%	103.68%	120.00%	<p>Magnolia Night Shift</p>

Safer Staffing Levels

Wards		December Rate Day Shift	December Rate Night Shift	January Rate Day Shift	January Rate Night Shift	February Rate Day Shift	February Rate Night Shift	March Rate Day Shift	March Rate Night Shift	April Rate Day Shift	April Rate Night Shift	May Rate Day Shift	May Rate Night Shift	Position to date
St. John's	Qualified	97%	100%	99%	102%	85%	100%	91%	98%	97%	100%	99%	102%	<p>St John's Hospice Day Shift</p>
	Non Professionally Qualified	105%	129%	98%	100%	111%	136%	99%	103%	103%	100%	100%	103%	<p>St John's Hospice Night Shift</p>

Safer Staffing Levels

Wards		December Rate Day Shift	December Rate Night Shift	January Rate Day Shift	January Rate Night Shift	February Rate Day Shift	February Rate Night Shift	March Rate Day Shift	March Rate Night Shift	April Rate Day Shift	April Rate Night Shift	May Rate Day Shift	May Rate Night Shift	Position to date
Forensic														
Amber Lodge R&R	Qualified	158%	110%	158%	100%	146%	100%	134%	100%	79%	91%	111%	100%	<p>Amber Lodge R&R Day Shift</p>
	Non Professionally Qualified	96.77%	93.55%	102.02%	101.59%	96.86%	101.75%	91.58%	101.59%	101.95%	118.33%	88.54%	104.76%	<p>Amber Lodge R&R Night Shift</p>

Safer Staffing Levels

Wards		December Rate Day Shift	December Rate Night Shift	January Rate Day Shift	January Rate Night Shift	February Rate Day Shift	February Rate Night Shift	March Rate Day Shift	March Rate Night Shift	April Rate Day Shift	April Rate Night Shift	May Rate Day Shift	May Rate Night Shift	Position to date
Amber Lodge ISU	Qualified	105%	97%	113%	100%	104%	100%	105%	90%	98%	100%	100%	100%	<p>Amber Lodge ISU Day Shift</p>
	Non Professionally Qualified	108.9%	96.8%	116.9%	100.0%	117.9%	98.2%	106.5%	98.4%	124.2%	100.0%	135.5%	100.0%	<p>Amber Lodge ISU Night Shift</p>

Safer Staffing Levels

Wards		December Rate Day Shift	December Rate Night Shift	January Rate Day Shift	January Rate Night Shift	February Rate Day Shift	February Rate Night Shift	March Rate Day Shift	March Rate Night Shift	April Rate Day Shift	April Rate Night Shift	May Rate Day Shift	May Rate Night Shift	Position to date
Jubilee Close	Qualified	118%	100%	134%	100%	127%	100%	108%	100%	100%	100%	102%	100%	<p>Jubilee Close Day Shift</p>
	Non Professionally Qualified	111%	100%	87%	98%	88%	100%	95%	97%	115%	102%	106%	103%	<p>Jubilee Close Night Shift</p>

Safer Staffing Levels

Wards		December Rate Day Shift	December Rate Night Shift	January Rate Day Shift	January Rate Night Shift	February Rate Day Shift	February Rate Night Shift	March Rate Day Shift	March Rate Night Shift	April Rate Day Shift	April Rate Night Shift	May Rate Day Shift	May Rate Night Shift	Position to date
Danescourt	Qualified	115%	100%	102%	100%	104%	100%	100%	100%	100%	100%	103%	100%	<p style="text-align: center;">Danescourt Day Shift</p>
	Non Professionally Qualified	123%	100%	116%	100%	113%	97%	110%	103%	119%	100%	110%	106%	<p style="text-align: center;">Danescourt Night Shift</p>

Safer Staffing Levels

Wards		December Rate Day Shift	December Rate Night Shift	January Rate Day Shift	January Rate Night Shift	February Rate Day Shift	February Rate Night Shift	March Rate Day Shift	March Rate Night Shift	April Rate Day Shift	April Rate Night Shift	May Rate Day Shift	May Rate Night Shift	Position to date
Older Peoples Mental Health Services														
Coniston	Qualified	77%	100%	89%	97%	81%	100%	83%	103%	98%	103%	98%	103%	<div style="text-align: center;"> Coniston Day Shift </div> <div style="text-align: center;"> Coniston Night Shift </div>
	Non Professionally Qualified	115.3%	98.4%	107.3%	101.6%	118.8%	100.0%	116.9%	98.4%	102.5%	98.3%	101.6%	98.3%	

Safer Staffing Levels

Wards		December Rate Day Shift	December Rate Night Shift	January Rate Day Shift	January Rate Night Shift	February Rate Day Shift	February Rate Night Shift	March Rate Day Shift	March Rate Night Shift	April Rate Day Shift	April Rate Night Shift	May Rate Day Shift	May Rate Night Shift	Position to date
Laurel	Qualified	127.42%	100.00%	111.29%	109.68%	103.57%	100.00%	106.45%	106.45%	100.00%	100.00%	120.97%	100.00%	<p>Laurel Day Shift</p>
	Non Professionally Qualified	108.60%	132.89%	111.83%	119.77%	104.14%	108.54%	102.50%	105.38%	102.04%	103.06%	95.21%	105.62%	<p>Laurel Night Shift</p>

Safer Staffing Levels

Wards		December Rate Day Shift	December Rate Night Shift	January Rate Day Shift	January Rate Night Shift	February Rate Day Shift	February Rate Night Shift	March Rate Day Shift	March Rate Night Shift	April Rate Day Shift	April Rate Night Shift	May Rate Day Shift	May Rate Night Shift	Position to date
Brambles	Qualified	88%	100%	96%	100%	101%	100%	76%	100%	107%	100%	122%	100%	<div style="text-align: center;"> Brambles Day Shift </div> <div style="text-align: center;"> Brambles Night Shift </div>
	Non Professionally Qualified	108.39%	108.06%	105.16%	98.39%	101.43%	100.00%	116.13%	100.00%	102.00%	100.00%	92.90%	101.61%	

Safer Staffing Levels

Wards		December Rate Day Shift	December Rate Night Shift	January Rate Day Shift	January Rate Night Shift	February Rate Day Shift	February Rate Night Shift	March Rate Day Shift	March Rate Night Shift	April Rate Day Shift	April Rate Night Shift	May Rate Day Shift	May Rate Night Shift	Position to date
Ferns	Qualified	101.61%	100.00%	105.17%	100.00%	107.14%	100.00%	92.54%	100.00%	105.00%	103.33%	100.79%	100.00%	<p>Ferns Day Shift</p>
	Non Professionally Qualified	103.76%	129.03%	112.07%	132.76%	97.62%	96.43%	108.60%	129.03%	106.67%	118.33%	100.54%	97.10%	<p>Ferns Night Shift</p>

Safer Staffing Levels

Wards		December Rate Day Shift	December Rate Night Shift	January Rate Day Shift	January Rate Night Shift	February Rate Day Shift	February Rate Night Shift	March Rate Day Shift	March Rate Night Shift	April Rate Day Shift	April Rate Night Shift	May Rate Day Shift	May Rate Night Shift	Position to date
Glade	Qualified	87.10%	112.90%	95.00%	100.00%	108.33%	110.71%	117.20%	109.68%	111.11%	100.00%	117.20%	106.45%	<p>Glade Day Shift</p> <p>Glade Night Shift</p>
	Non Professionally Qualified	122.04%	93.55%	107.30%	77.91%	111.90%	83.33%	105.38%	105.38%	117.22%	100.00%	95.16%	108.82%	

Safer Staffing Levels

Wards		December Rate Day Shift	December Rate Night Shift	January Rate Day Shift	January Rate Night Shift	February Rate Day Shift	February Rate Night Shift	March Rate Day Shift	March Rate Night Shift	April Rate Day Shift	April Rate Night Shift	May Rate Day Shift	May Rate Night Shift	Position to date
Windermere	Qualified	104.03%	100.00%	80.65%	100.00%	66.96%	100.00%	95.16%	96.88%	87.50%	100.00%	89.52%	100.00%	<p>Windermere Day Shift</p>
	Non Professionally Qualified	151.61%	133.87%	196.77%	153.23%	181.25%	144.64%	116.13%	104.84%	126.67%	115.00%	125.81%	120.97%	<p>Windermere Night Shift</p>

Safer Staffing Levels

Wards		December Rate Day Shift	December Rate Night Shift	January Rate Day Shift	January Rate Night Shift	February Rate Day Shift	February Rate Night Shift	March Rate Day Shift	March Rate Night Shift	April Rate Day Shift	April Rate Night Shift	May Rate Day Shift	May Rate Night Shift	Position to date
Drug and Alcohol Services														
New Beginnings	Qualified	101%	100%	113%	100%	109%	100%	111%	100%	95%	100%	106%	100%	<p style="text-align: center;">New Beginnings Day Shift</p>
	Non Professionally Qualified	93%	91%	92%	92%	98%	98%	98%	100%	95%	98%	97%	123%	