

Safer Staffing Levels

Wards		January Rate Day Shift	January Rate Night Shift	February Rate Day Shift	February Rate Night Shift	March Rate Day Shift	March Rate Night Shift	April Rate Day Shift	April Rate Night Shift	May Rate Day Shift	May Rate Night Shift	June Rate Day Shift	June Rate Night Shift	Position to date
Rate														
		Jan-18	Jan-18	Feb-18	Feb-18	Mar-18	Mar-18	Apr-18	Apr-18	May-18	May-18	Jun-18	Jun-18	
Brodsworth	Qualified	99%	106%	100%	100%	99%	97%	97%	100%	99%	100%	92%	100%	<p style="text-align: center;">Brodsworth Day Shift</p>
	Non Professionally Qualified	113%	129%	105%	107%	98%	102%	112%	100%	102%	100%	112%	102%	

Safer Staffing Levels

Wards		January Rate Day Shift	January Rate Night Shift	February Rate Day Shift	February Rate Night Shift	March Rate Day Shift	March Rate Night Shift	April Rate Day Shift	April Rate Night Shift	May Rate Day Shift	May Rate Night Shift	June Rate Day Shift	June Rate Night Shift	Position to date
Cusworth	Qualified	102.35%	112.90%	98.27%	107.14%	100.00%	100.00%	100.81%	106.67%	98.39%	100.00%	94.85%	96.67%	<p style="text-align: center;">Cusworth Day Shift</p>
	Non Professionally Qualified	108.90%	109.68%	108.93%	98.21%	106.35%	101.61%	104.95%	100.00%	100.78%	101.61%	96.82%	100.00%	<p style="text-align: center;">Cusworth Night Shift</p>

Safer Staffing Levels

Wards		January Rate Day Shift	January Rate Night Shift	February Rate Day Shift	February Rate Night Shift	March Rate Day Shift	March Rate Night Shift	April Rate Day Shift	April Rate Night Shift	May Rate Day Shift	May Rate Night Shift	June Rate Day Shift	June Rate Night Shift	Position to date
Skelbrooke	Qualified	95.99%	109.68%	93.56%	100.00%	90.03%	100.00%	103.22%	103.33%	83.14%	103.23%	81.46%	109.68%	<div style="text-align: center;"> Skelbrooke Day Shift </div> <div style="text-align: center;"> Skelbrooke Night Shift </div>
	Non Professionally Qualified	113.00%	141.94%	111.96%	146.43%	131.04%	138.71%	119.14%	148.33%	121.70%	117.74%	139.29%	120.00%	

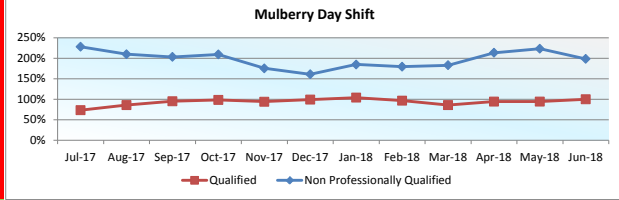
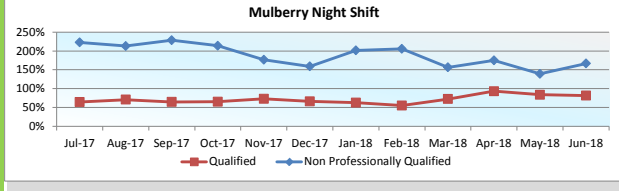
Safer Staffing Levels

Wards		January Rate Day Shift	January Rate Night Shift	February Rate Day Shift	February Rate Night Shift	March Rate Day Shift	March Rate Night Shift	April Rate Day Shift	April Rate Night Shift	May Rate Day Shift	May Rate Night Shift	June Rate Day Shift	June Rate Night Shift	Position to date
Emerald	Qualified	102%	100%	100%	100%	100%	100%	100%	100%	102%	100%	100%	100%	<div style="text-align: center;"> Emerald Day Shift </div> <div style="text-align: center;"> Emerald Night Shift </div>
	Non Professionally Qualified	96%	98%	96%	96%	97%	98%	96%	100%	97%	100%	97%	100%	

Safer Staffing Levels

Wards		January Rate Day Shift	January Rate Night Shift	February Rate Day Shift	February Rate Night Shift	March Rate Day Shift	March Rate Night Shift	April Rate Day Shift	April Rate Night Shift	May Rate Day Shift	May Rate Night Shift	June Rate Day Shift	June Rate Night Shift	Position to date
Coral	Qualified	102.35%	112.90%	90.26%	100.00%	85.53%	109.68%	78.23%	100.00%	91.90%	100.00%	84.75%	100.00%	<div style="text-align: center;"> Coral Day Shift </div> <div style="text-align: center;"> Coral Night Shift </div>
	Non Professionally Qualified	108.90%	109.68%	109.74%	103.57%	118.52%	124.19%	123.43%	103.33%	108.02%	103.28%	116.92%	108.33%	

Safer Staffing Levels

Wards		January Rate Day Shift	January Rate Night Shift	February Rate Day Shift	February Rate Night Shift	March Rate Day Shift	March Rate Night Shift	April Rate Day Shift	April Rate Night Shift	May Rate Day Shift	May Rate Night Shift	June Rate Day Shift	June Rate Night Shift	Position to date
Mulberry	Qualified	104.06%	62.90%	96.37%	55.36%	85.48%	72.58%	94.09%	93.33%	94.38%	83.87%	99.84%	81.67%	 <p>Mulberry Day Shift</p> <p>This line chart shows staffing levels for the Mulberry Day Shift from July 2017 to June 2018. The Y-axis represents the percentage of staffing, ranging from 0% to 250%. Two data series are plotted: 'Qualified' (red line with square markers) and 'Non Professionally Qualified' (blue line with diamond markers). The 'Non Professionally Qualified' series starts at approximately 220% in July 2017 and fluctuates between 150% and 220% throughout the period. The 'Qualified' series starts at approximately 70% in July 2017 and fluctuates between 70% and 100% throughout the period.</p>
	Non Professionally Qualified	184.65%	201.61%	179.44%	205.36%	182.99%	156.45%	213.39%	175.00%	223.36%	139.02%	198.44%	166.67%	 <p>Mulberry Night Shift</p> <p>This line chart shows staffing levels for the Mulberry Night Shift from July 2017 to June 2018. The Y-axis represents the percentage of staffing, ranging from 0% to 250%. Two data series are plotted: 'Qualified' (red line with square markers) and 'Non Professionally Qualified' (blue line with diamond markers). The 'Non Professionally Qualified' series starts at approximately 220% in July 2017 and fluctuates between 150% and 220% throughout the period. The 'Qualified' series starts at approximately 70% in July 2017 and fluctuates between 70% and 100% throughout the period.</p>

Safer Staffing Levels

Wards		January Rate Day Shift	January Rate Night Shift	February Rate Day Shift	February Rate Night Shift	March Rate Day Shift	March Rate Night Shift	April Rate Day Shift	April Rate Night Shift	May Rate Day Shift	May Rate Night Shift	June Rate Day Shift	June Rate Night Shift	Position to date
Goldcrest	Qualified	193.70%	116.13%	155.99%	167.86%	206.45%	125.81%	171.95%	140.00%	171.32%	134.38%	180.15%	113.33%	<p style="text-align: center;">Goldcrest Day Shift</p>
	Non Professionally Qualified	54.76%	90.32%	72.01%	66.07%	47.57%	87.10%	65.69%	80.00%	67.64%	81.97%	59.10%	93.33%	<p style="text-align: center;">Goldcrest Night Shift</p>

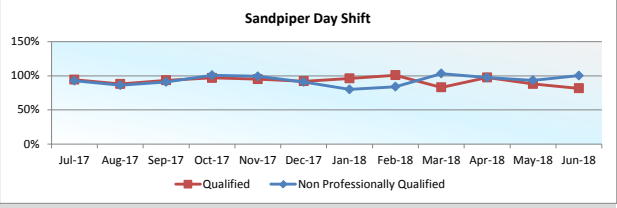
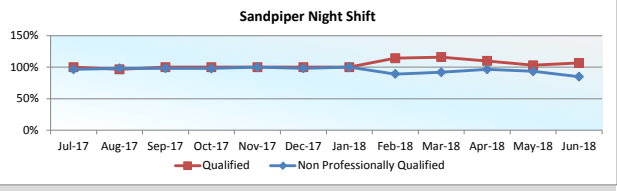
Safer Staffing Levels

Wards		January Rate Day Shift	January Rate Night Shift	February Rate Day Shift	February Rate Night Shift	March Rate Day Shift	March Rate Night Shift	April Rate Day Shift	April Rate Night Shift	May Rate Day Shift	May Rate Night Shift	June Rate Day Shift	June Rate Night Shift	Position to date
Kingfisher	Qualified	170%	100%	123%	100%	131%	103%	132%	103%	126%	100%	119%	107%	<p>Kingfisher Day Shift</p>
	Non Professionally Qualified	119%	147%	136%	148%	126%	131%	130%	133%	129%	111%	124%	118%	<p>Kingfisher Night Shift</p>

Safer Staffing Levels

Wards		January Rate Day Shift	January Rate Night Shift	February Rate Day Shift	February Rate Night Shift	March Rate Day Shift	March Rate Night Shift	April Rate Day Shift	April Rate Night Shift	May Rate Day Shift	May Rate Night Shift	June Rate Day Shift	June Rate Night Shift	Position to date
Osprey	Qualified	103%	103%	102%	96%	96%	106%	92%	100%	93%	100%	98%	100%	<div style="text-align: center;"> Osprey Day Shift </div> <div style="text-align: center;"> Osprey Night Shift </div>
	Non Professionally Qualified	97%	104%	93%	108%	97%	95%	98%	109%	95%	103%	93%	100%	

Safer Staffing Levels

Wards		January Rate Day Shift	January Rate Night Shift	February Rate Day Shift	February Rate Night Shift	March Rate Day Shift	March Rate Night Shift	April Rate Day Shift	April Rate Night Shift	May Rate Day Shift	May Rate Night Shift	June Rate Day Shift	June Rate Night Shift	Position to date
Sandpiper	Qualified	96%	100%	101%	114%	83%	116%	98%	110%	88%	103%	82%	107%	 
	Non Professionally Qualified	80%	100%	84%	89%	103%	92%	98%	97%	93%	93%	100%	85%	

Safer Staffing Levels

Wards		January Rate Day Shift	January Rate Night Shift	February Rate Day Shift	February Rate Night Shift	March Rate Day Shift	March Rate Night Shift	April Rate Day Shift	April Rate Night Shift	May Rate Day Shift	May Rate Night Shift	June Rate Day Shift	June Rate Night Shift	Position to date
Hawthorn	Qualified	84.68%	96.77%	96.43%	96.43%	97.58%	80.56%	91.67%	88.33%	95.97%	90.32%	90.00%	83.33%	
	Non Professionally Qualified	100.36%	105%	108%	118%	95%	100%	102%	103%	104%	95%	87%	110%	

Safer Staffing Levels

Wards		January Rate Day Shift	January Rate Night Shift	February Rate Day Shift	February Rate Night Shift	March Rate Day Shift	March Rate Night Shift	April Rate Day Shift	April Rate Night Shift	May Rate Day Shift	May Rate Night Shift	June Rate Day Shift	June Rate Night Shift	Position to date
Hazel	Qualified	113%	110%	105%	100%	104%	100%	113%	103%	102%	100%	119%	100%	<p>Hazel Day Shift</p> <p>Hazel Night Shift</p>
	Non Professionally Qualified	110.04%	100.00%	105.56%	100.00%	107.17%	120.97%	110.11%	130.00%	108.30%	133.87%	105.56%	140.00%	

Safer Staffing Levels

Wards		January Rate Day Shift	January Rate Night Shift	February Rate Day Shift	February Rate Night Shift	March Rate Day Shift	March Rate Night Shift	April Rate Day Shift	April Rate Night Shift	May Rate Day Shift	May Rate Night Shift	June Rate Day Shift	June Rate Night Shift	Position to date
Magnolia	Qualified	77.42%	103.23%	80.36%	100.00%	73.39%	100.00%	105.83%	106.67%	101.61%	100.00%	100.00%	110.00%	<p>Magnolia Day Shift</p>
	Non Professionally Qualified	129.95%	138.71%	139.80%	150.88%	118.89%	193.55%	120.00%	177.08%	103.68%	120.00%	94.29%	105.00%	<p>Magnolia Night Shift</p>

Safer Staffing Levels

Wards		January Rate Day Shift	January Rate Night Shift	February Rate Day Shift	February Rate Night Shift	March Rate Day Shift	March Rate Night Shift	April Rate Day Shift	April Rate Night Shift	May Rate Day Shift	May Rate Night Shift	June Rate Day Shift	June Rate Night Shift	Position to date
St. John's	Qualified	99%	102%	85%	100%	91%	98%	97%	100%	99%	102%	93%	100%	<p>St John's Hospice Day Shift</p>
	Non Professionally Qualified	98%	100%	111%	136%	99%	103%	103%	100%	100%	103%	90%	97%	<p>St John's Hospice Night Shift</p>

Safer Staffing Levels

Wards		January Rate Day Shift	January Rate Night Shift	February Rate Day Shift	February Rate Night Shift	March Rate Day Shift	March Rate Night Shift	April Rate Day Shift	April Rate Night Shift	May Rate Day Shift	May Rate Night Shift	June Rate Day Shift	June Rate Night Shift	Position to date
Forensic														
Amber Lodge R&R	Qualified	158%	100%	146%	100%	134%	100%	79%	91%	111%	100%	114%	100%	
	Non Professionally Qualified	102.02%	101.59%	96.86%	101.75%	91.58%	101.59%	101.95%	118.33%	88.54%	104.76%	89.49%	110.00%	

Safer Staffing Levels

Wards		January Rate Day Shift	January Rate Night Shift	February Rate Day Shift	February Rate Night Shift	March Rate Day Shift	March Rate Night Shift	April Rate Day Shift	April Rate Night Shift	May Rate Day Shift	May Rate Night Shift	June Rate Day Shift	June Rate Night Shift	Position to date
Amber Lodge ISU	Qualified	113%	100%	104%	100%	105%	90%	98%	100%	100%	100%	98%	97%	<p>Amber Lodge ISU Day Shift</p> <p>Amber Lodge ISU Night Shift</p>
	Non Professionally Qualified	116.9%	100.0%	117.9%	98.2%	106.5%	98.4%	124.2%	100.0%	135.5%	100.0%	137.5%	96.7%	

Safer Staffing Levels

Wards		January Rate Day Shift	January Rate Night Shift	February Rate Day Shift	February Rate Night Shift	March Rate Day Shift	March Rate Night Shift	April Rate Day Shift	April Rate Night Shift	May Rate Day Shift	May Rate Night Shift	June Rate Day Shift	June Rate Night Shift	Position to date
Jubilee Close	Qualified	134%	100%	127%	100%	108%	100%	100%	100%	102%	100%	103%	100%	<p style="text-align: center;">Jubilee Close Day Shift</p>
	Non Professionally Qualified	87%	98%	88%	100%	95%	97%	115%	102%	106%	103%	118%	103%	<p style="text-align: center;">Jubilee Close Night Shift</p>

Safer Staffing Levels

Wards		January Rate Day Shift	January Rate Night Shift	February Rate Day Shift	February Rate Night Shift	March Rate Day Shift	March Rate Night Shift	April Rate Day Shift	April Rate Night Shift	May Rate Day Shift	May Rate Night Shift	June Rate Day Shift	June Rate Night Shift	Position to date
Danescourt	Qualified	102%	100%	104%	100%	100%	100%	100%	100%	103%	100%	105%	100%	<p style="text-align: center;">Danescourt Day Shift</p>
	Non Professionally Qualified	116%	100%	113%	97%	110%	103%	119%	100%	110%	106%	108%	100%	<p style="text-align: center;">Danescourt Night Shift</p>

Safer Staffing Levels

Wards		January Rate Day Shift	January Rate Night Shift	February Rate Day Shift	February Rate Night Shift	March Rate Day Shift	March Rate Night Shift	April Rate Day Shift	April Rate Night Shift	May Rate Day Shift	May Rate Night Shift	June Rate Day Shift	June Rate Night Shift	Position to date
Older Peoples Mental Health Services														
Coniston	Qualified	89%	97%	81%	100%	83%	103%	98%	103%	98%	103%	99%	100%	<div style="text-align: center;"> Coniston Day Shift </div> <div style="text-align: center;"> Coniston Night Shift </div>
	Non Professionally Qualified	107.3%	101.6%	118.8%	100.0%	116.9%	98.4%	102.5%	98.3%	101.6%	98.3%	100.0%	100.0%	

Safer Staffing Levels

Wards		January Rate Day Shift	January Rate Night Shift	February Rate Day Shift	February Rate Night Shift	March Rate Day Shift	March Rate Night Shift	April Rate Day Shift	April Rate Night Shift	May Rate Day Shift	May Rate Night Shift	June Rate Day Shift	June Rate Night Shift	Position to date
Laurel	Qualified	111.29%	109.68%	103.57%	100.00%	106.45%	106.45%	100.00%	100.00%	120.97%	100.00%	105.08%	103.33%	<p>Laurel Day Shift</p>
	Non Professionally Qualified	111.83%	119.77%	104.14%	108.54%	102.50%	105.38%	102.04%	103.06%	95.21%	105.62%	100.55%	102.20%	<p>Laurel Night Shift</p>

Safer Staffing Levels

Wards		January Rate Day Shift	January Rate Night Shift	February Rate Day Shift	February Rate Night Shift	March Rate Day Shift	March Rate Night Shift	April Rate Day Shift	April Rate Night Shift	May Rate Day Shift	May Rate Night Shift	June Rate Day Shift	June Rate Night Shift	Position to date
Brambles	Qualified	96%	100%	101%	100%	76%	100%	107%	100%	122%	100%	117%	100%	<p>Brambles Day Shift</p> <p>Brambles Night Shift</p>
	Non Professionally Qualified	105.16%	98.39%	101.43%	100.00%	116.13%	100.00%	102.00%	100.00%	92.90%	101.61%	106.00%	115.00%	

Safer Staffing Levels

Wards		January Rate Day Shift	January Rate Night Shift	February Rate Day Shift	February Rate Night Shift	March Rate Day Shift	March Rate Night Shift	April Rate Day Shift	April Rate Night Shift	May Rate Day Shift	May Rate Night Shift	June Rate Day Shift	June Rate Night Shift	Position to date
Ferns	Qualified	105.17%	100.00%	107.14%	100.00%	92.54%	100.00%	105.00%	103.33%	100.79%	100.00%	103.33%	106.67%	<p>Ferns Day Shift</p>
	Non Professionally Qualified	112.07%	132.76%	97.62%	96.43%	108.60%	129.03%	106.67%	118.33%	100.54%	97.10%	107.22%	130.00%	<p>Ferns Night Shift</p>

Safer Staffing Levels

Wards		January Rate Day Shift	January Rate Night Shift	February Rate Day Shift	February Rate Night Shift	March Rate Day Shift	March Rate Night Shift	April Rate Day Shift	April Rate Night Shift	May Rate Day Shift	May Rate Night Shift	June Rate Day Shift	June Rate Night Shift	Position to date
Glade	Qualified	95.00%	100.00%	108.33%	110.71%	117.20%	109.68%	111.11%	100.00%	117.20%	106.45%	90.36%	86.21%	<p>Glade Day Shift</p> <p>Glade Night Shift</p>
	Non Professionally Qualified	107.30%	77.91%	111.90%	83.33%	105.38%	105.38%	117.22%	100.00%	95.16%	108.82%	111.69%	119.05%	

Safer Staffing Levels

Wards		January Rate Day Shift	January Rate Night Shift	February Rate Day Shift	February Rate Night Shift	March Rate Day Shift	March Rate Night Shift	April Rate Day Shift	April Rate Night Shift	May Rate Day Shift	May Rate Night Shift	June Rate Day Shift	June Rate Night Shift	Position to date
Windermere	Qualified	80.65%	100.00%	66.96%	100.00%	95.16%	96.88%	87.50%	100.00%	89.52%	100.00%	78.33%	106.67%	<p>Windermere Day Shift</p> <p>Windermere Night Shift</p>
	Non Professionally Qualified	196.77%	153.23%	181.25%	144.64%	116.13%	104.84%	126.67%	115.00%	125.81%	120.97%	150.83%	136.67%	

Safer Staffing Levels

Wards		January Rate Day Shift	January Rate Night Shift	February Rate Day Shift	February Rate Night Shift	March Rate Day Shift	March Rate Night Shift	April Rate Day Shift	April Rate Night Shift	May Rate Day Shift	May Rate Night Shift	June Rate Day Shift	June Rate Night Shift	Position to date
Drug and Alcohol Services														
New Beginnings	Qualified	113%	100%	109%	100%	111%	100%	95%	100%	106%	100%	108%	100%	<div style="text-align: center;"> New Beginnings Day Shift </div>
	Non Professionally Qualified	92%	92%	98%	98%	98%	100%	95%	98%	97%	123%	103%	100%	