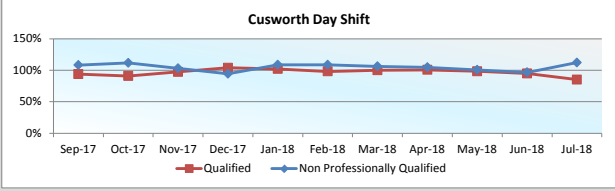
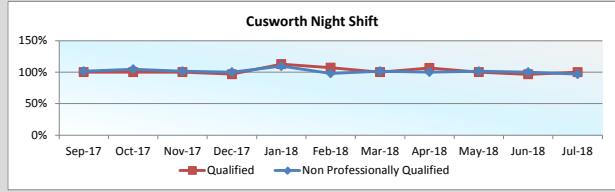


Safer Staffing Levels

Wards		February Rate Day Shift	February Rate Night Shift	March Rate Day Shift	March Rate Night Shift	April Rate Day Shift	April Rate Night Shift	May Rate Day Shift	May Rate Night Shift	June Rate Day Shift	June Rate Night Shift	July Rate Day Shift	July Rate Night Shift	Position to date
Rate														
		Feb-18	Feb-18	Mar-18	Mar-18	Apr-18	Apr-18	May-18	May-18	Jun-18	Jun-18	Jul-18	Jul-18	
Brodsworth	Qualified	100%	100%	99%	97%	97%	100%	99%	100%	92%	100%	92%	103%	<p style="text-align: center;">Brodsworth Day Shift</p>
	Non Professionally Qualified	105%	107%	98%	102%	112%	100%	102%	100%	112%	102%	113%	98%	

Safer Staffing Levels

Wards		February Rate Day Shift	February Rate Night Shift	March Rate Day Shift	March Rate Night Shift	April Rate Day Shift	April Rate Night Shift	May Rate Day Shift	May Rate Night Shift	June Rate Day Shift	June Rate Night Shift	July Rate Day Shift	July Rate Night Shift	Position to date
Cusworth	Qualified	98.27%	107.14%	100.00%	100.00%	100.81%	106.67%	98.39%	100.00%	94.85%	96.67%	85.24%	100.00%	 <p>Cusworth Day Shift</p>
	Non Professionally Qualified	108.93%	98.21%	106.35%	101.61%	104.95%	100.00%	100.78%	101.61%	96.82%	100.00%	112.37%	96.77%	 <p>Cusworth Night Shift</p>

Safer Staffing Levels

Wards		February Rate Day Shift	February Rate Night Shift	March Rate Day Shift	March Rate Night Shift	April Rate Day Shift	April Rate Night Shift	May Rate Day Shift	May Rate Night Shift	June Rate Day Shift	June Rate Night Shift	July Rate Day Shift	July Rate Night Shift	Position to date
Skelbrooke	Qualified	93.56%	100.00%	90.03%	100.00%	103.22%	103.33%	83.14%	103.23%	81.46%	109.68%	78.15%	103.23%	<p style="text-align: center;">Skelbrooke Day Shift</p>
	Non Professionally Qualified	111.96%	146.43%	131.04%	138.71%	119.14%	148.33%	121.70%	117.74%	139.29%	120.00%	150.78%	156.45%	<p style="text-align: center;">Skelbrooke Night Shift</p>

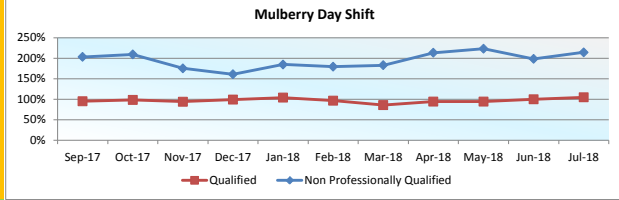
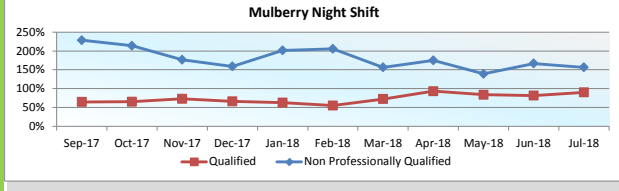
Safer Staffing Levels

Wards		February Rate Day Shift	February Rate Night Shift	March Rate Day Shift	March Rate Night Shift	April Rate Day Shift	April Rate Night Shift	May Rate Day Shift	May Rate Night Shift	June Rate Day Shift	June Rate Night Shift	July Rate Day Shift	July Rate Night Shift	Position to date
Emerald	Qualified	100%	100%	100%	100%	100%	100%	102%	100%	100%	100%	100%	100%	<div style="text-align: center;"> Emerald Day Shift </div> <div style="text-align: center;"> Emerald Night Shift </div>
	Non Professionally Qualified	96%	96%	97%	98%	96%	100%	97%	100%	97%	100%	98%	100%	

Safer Staffing Levels

Wards		February Rate Day Shift	February Rate Night Shift	March Rate Day Shift	March Rate Night Shift	April Rate Day Shift	April Rate Night Shift	May Rate Day Shift	May Rate Night Shift	June Rate Day Shift	June Rate Night Shift	July Rate Day Shift	July Rate Night Shift	Position to date
Coral	Qualified	90.26%	100.00%	85.53%	109.68%	78.23%	100.00%	91.90%	100.00%	84.75%	100.00%	84.75%	100.00%	<div style="text-align: center;"> Coral Day Shift </div> <div style="text-align: center;"> Coral Night Shift </div>
	Non Professionally Qualified	109.74%	103.57%	118.52%	124.19%	123.43%	103.33%	108.02%	103.28%	116.92%	108.33%	111.24%	106.45%	

Safer Staffing Levels

Wards		February Rate Day Shift	February Rate Night Shift	March Rate Day Shift	March Rate Night Shift	April Rate Day Shift	April Rate Night Shift	May Rate Day Shift	May Rate Night Shift	June Rate Day Shift	June Rate Night Shift	July Rate Day Shift	July Rate Night Shift	Position to date
Mulberry	Qualified	96.37%	55.36%	85.48%	72.58%	94.09%	93.33%	94.38%	83.87%	99.84%	81.67%	104.68%	90.32%	 <p>Mulberry Day Shift</p> <p>This line chart shows staffing levels for the Mulberry Day Shift from Sep-17 to Jul-18. The Y-axis represents percentage (0% to 250%). The X-axis shows months. Two data series are plotted: 'Qualified' (red line with square markers) and 'Non Professionally Qualified' (blue line with diamond markers). The 'Non Professionally Qualified' series consistently stays above 150%, peaking at approximately 220% in May-18. The 'Qualified' series fluctuates around 100%.</p>
	Non Professionally Qualified	179.44%	205.36%	182.99%	156.45%	213.39%	175.00%	223.36%	139.02%	198.44%	166.67%	214.36%	156.45%	 <p>Mulberry Night Shift</p> <p>This line chart shows staffing levels for the Mulberry Night Shift from Sep-17 to Jul-18. The Y-axis represents percentage (0% to 250%). The X-axis shows months. Two data series are plotted: 'Qualified' (red line with square markers) and 'Non Professionally Qualified' (blue line with diamond markers). The 'Non Professionally Qualified' series is consistently high, fluctuating between 150% and 220%. The 'Qualified' series remains below 100% throughout the period.</p>

Safer Staffing Levels

Wards		February Rate Day Shift	February Rate Night Shift	March Rate Day Shift	March Rate Night Shift	April Rate Day Shift	April Rate Night Shift	May Rate Day Shift	May Rate Night Shift	June Rate Day Shift	June Rate Night Shift	July Rate Day Shift	July Rate Night Shift	Position to date
Goldcrest	Qualified	155.99%	167.86%	206.45%	125.81%	171.95%	140.00%	171.32%	134.38%	180.15%	113.33%	163.13%	106.45%	<p>Goldcrest Day Shift</p> <p>Goldcrest Night Shift</p>
	Non Professionally Qualified	72.01%	66.07%	47.57%	87.10%	65.69%	80.00%	67.64%	81.97%	59.10%	93.33%	75.88%	90.32%	

Safer Staffing Levels

Wards		February Rate Day Shift	February Rate Night Shift	March Rate Day Shift	March Rate Night Shift	April Rate Day Shift	April Rate Night Shift	May Rate Day Shift	May Rate Night Shift	June Rate Day Shift	June Rate Night Shift	July Rate Day Shift	July Rate Night Shift	Position to date
Kingfisher	Qualified	123%	100%	131%	103%	132%	103%	126%	100%	119%	107%	137%	103%	<p>Kingfisher Day Shift</p>
	Non Professionally Qualified	136%	148%	126%	131%	130%	133%	129%	111%	124%	118%	120%	103%	<p>Kingfisher Night Shift</p>

Safer Staffing Levels

Wards		February Rate Day Shift	February Rate Night Shift	March Rate Day Shift	March Rate Night Shift	April Rate Day Shift	April Rate Night Shift	May Rate Day Shift	May Rate Night Shift	June Rate Day Shift	June Rate Night Shift	July Rate Day Shift	July Rate Night Shift	Position to date
Osprey	Qualified	102%	96%	96%	106%	92%	100%	93%	100%	98%	100%	96%	103%	<div style="text-align: center;"> Osprey Day Shift </div>
	Non Professionally Qualified	93%	108%	97%	95%	98%	109%	95%	103%	93%	100%	88%	100%	

Safer Staffing Levels

Wards		February Rate Day Shift	February Rate Night Shift	March Rate Day Shift	March Rate Night Shift	April Rate Day Shift	April Rate Night Shift	May Rate Day Shift	May Rate Night Shift	June Rate Day Shift	June Rate Night Shift	July Rate Day Shift	July Rate Night Shift	Position to date
Sandpiper	Qualified	101%	114%	83%	116%	98%	110%	88%	103%	82%	107%	70%	106%	<div style="text-align: center;"> <p>Sandpiper Day Shift</p> </div> <div style="text-align: center;"> <p>Sandpiper Night Shift</p> </div>
	Non Professionally Qualified	84%	89%	103%	92%	98%	97%	93%	93%	100%	85%	81%	73%	

Safer Staffing Levels

Wards		February Rate Day Shift	February Rate Night Shift	March Rate Day Shift	March Rate Night Shift	April Rate Day Shift	April Rate Night Shift	May Rate Day Shift	May Rate Night Shift	June Rate Day Shift	June Rate Night Shift	July Rate Day Shift	July Rate Night Shift	Position to date
Hawthorn	Qualified	96.43%	96.43%	97.58%	80.56%	91.67%	88.33%	95.97%	90.32%	90.00%	83.33%	94.35%	82.26%	
	Non Professionally Qualified	108%	118%	95%	100%	102%	103%	104%	95%	87%	110%	97%	111%	

Safer Staffing Levels

Wards		February Rate Day Shift	February Rate Night Shift	March Rate Day Shift	March Rate Night Shift	April Rate Day Shift	April Rate Night Shift	May Rate Day Shift	May Rate Night Shift	June Rate Day Shift	June Rate Night Shift	July Rate Day Shift	July Rate Night Shift	Position to date
Hazel	Qualified	105%	100%	104%	100%	113%	103%	102%	100%	119%	100%	105%	100%	<p>Hazel Day Shift</p>
	Non Professionally Qualified	105.56%	100.00%	107.17%	120.97%	110.11%	130.00%	108.30%	133.87%	105.56%	140.00%	105.02%	100.00%	<p>Hazel Night Shift</p>

Safer Staffing Levels

Wards		February Rate Day Shift	February Rate Night Shift	March Rate Day Shift	March Rate Night Shift	April Rate Day Shift	April Rate Night Shift	May Rate Day Shift	May Rate Night Shift	June Rate Day Shift	June Rate Night Shift	July Rate Day Shift	July Rate Night Shift	Position to date
Magnolia	Qualified	80.36%	100.00%	73.39%	100.00%	105.83%	106.67%	101.61%	100.00%	100.00%	110.00%	100.81%	100.00%	<p>Magnolia Day Shift</p>
	Non Professionally Qualified	139.80%	150.88%	118.89%	193.55%	120.00%	177.08%	103.68%	120.00%	94.29%	105.00%	99.54%	143.55%	<p>Magnolia Night Shift</p>

Safer Staffing Levels

Wards		February Rate Day Shift	February Rate Night Shift	March Rate Day Shift	March Rate Night Shift	April Rate Day Shift	April Rate Night Shift	May Rate Day Shift	May Rate Night Shift	June Rate Day Shift	June Rate Night Shift	July Rate Day Shift	July Rate Night Shift	Position to date
St. John's	Qualified	85%	100%	91%	98%	97%	100%	99%	102%	93%	100%	95%	100%	<div style="text-align: center;"> St John's Hospice Day Shift </div> <div style="text-align: center;"> St John's Hospice Night Shift </div>
	Non Professionally Qualified	111%	136%	99%	103%	103%	100%	100%	103%	90%	97%	84%	97%	

Safer Staffing Levels

Wards		February Rate Day Shift	February Rate Night Shift	March Rate Day Shift	March Rate Night Shift	April Rate Day Shift	April Rate Night Shift	May Rate Day Shift	May Rate Night Shift	June Rate Day Shift	June Rate Night Shift	July Rate Day Shift	July Rate Night Shift	Position to date
Forensic														
Amber Lodge R&R	Qualified	146%	100%	134%	100%	79%	91%	111%	100%	114%	100%	82%	100%	<p>Amber Lodge R&R Day Shift</p>
	Non Professionally Qualified	96.86%	101.75%	91.58%	101.59%	101.95%	118.33%	88.54%	104.76%	89.49%	110.00%	98.88%	108.06%	<p>Amber Lodge R&R Night Shift</p>

Safer Staffing Levels

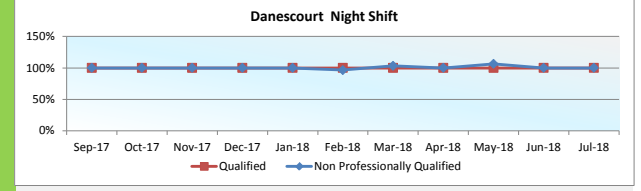
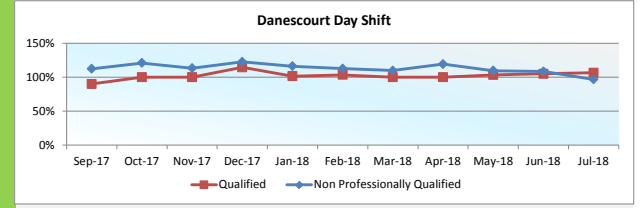
Wards		February Rate Day Shift	February Rate Night Shift	March Rate Day Shift	March Rate Night Shift	April Rate Day Shift	April Rate Night Shift	May Rate Day Shift	May Rate Night Shift	June Rate Day Shift	June Rate Night Shift	July Rate Day Shift	July Rate Night Shift	Position to date
Amber Lodge ISU	Qualified	104%	100%	105%	90%	98%	100%	100%	100%	98%	97%	95%	97%	<p>Amber Lodge ISU Day Shift</p> <p>Amber Lodge ISU Night Shift</p>
	Non Professionally Qualified	117.9%	98.2%	106.5%	98.4%	124.2%	100.0%	135.5%	100.0%	137.5%	96.7%	145.2%	98.4%	

Safer Staffing Levels

Wards		February Rate Day Shift	February Rate Night Shift	March Rate Day Shift	March Rate Night Shift	April Rate Day Shift	April Rate Night Shift	May Rate Day Shift	May Rate Night Shift	June Rate Day Shift	June Rate Night Shift	July Rate Day Shift	July Rate Night Shift	Position to date
Jubilee Close	Qualified	127%	100%	108%	100%	100%	100%	102%	100%	103%	100%	102%	100%	<p style="text-align: center;">Jubilee Close Day Shift</p>
	Non Professionally Qualified	88%	100%	95%	97%	115%	102%	106%	103%	118%	103%	139%	100%	<p style="text-align: center;">Jubilee Close Night Shift</p>

Safer Staffing Levels

Wards		Position to date											
		February Rate Day Shift	February Rate Night Shift	March Rate Day Shift	March Rate Night Shift	April Rate Day Shift	April Rate Night Shift	May Rate Day Shift	May Rate Night Shift	June Rate Day Shift	June Rate Night Shift	July Rate Day Shift	July Rate Night Shift
Danescourt	Qualified	104%	100%	100%	100%	100%	100%	103%	100%	105%	100%	106%	100%
	Non Professionally Qualified	113%	97%	110%	103%	119%	100%	110%	106%	108%	100%	97%	100%



Safer Staffing Levels

Wards		February Rate Day Shift	February Rate Night Shift	March Rate Day Shift	March Rate Night Shift	April Rate Day Shift	April Rate Night Shift	May Rate Day Shift	May Rate Night Shift	June Rate Day Shift	June Rate Night Shift	July Rate Day Shift	July Rate Night Shift	Position to date
Older Peoples Mental Health Services														
Coniston	Qualified	81%	100%	83%	103%	98%	103%	98%	103%	99%	100%	90%	103%	<div style="text-align: center;"> Coniston Day Shift </div> <div style="text-align: center;"> Coniston Night Shift </div>
	Non Professionally Qualified	118.8%	100.0%	116.9%	98.4%	102.5%	98.3%	101.6%	98.3%	100.0%	100.0%	102.4%	95.1%	

Safer Staffing Levels

Wards		February Rate Day Shift	February Rate Night Shift	March Rate Day Shift	March Rate Night Shift	April Rate Day Shift	April Rate Night Shift	May Rate Day Shift	May Rate Night Shift	June Rate Day Shift	June Rate Night Shift	July Rate Day Shift	July Rate Night Shift	Position to date
Laurel	Qualified	103.57%	100.00%	106.45%	106.45%	100.00%	100.00%	120.97%	100.00%	105.08%	103.33%	114.52%	103.23%	<p>Laurel Day Shift</p> <p>Laurel Night Shift</p>
	Non Professionally Qualified	104.14%	108.54%	102.50%	105.38%	102.04%	103.06%	95.21%	105.62%	100.55%	102.20%	113.44%	104.35%	

Safer Staffing Levels

Wards		February Rate Day Shift	February Rate Night Shift	March Rate Day Shift	March Rate Night Shift	April Rate Day Shift	April Rate Night Shift	May Rate Day Shift	May Rate Night Shift	June Rate Day Shift	June Rate Night Shift	July Rate Day Shift	July Rate Night Shift	Position to date
Brambles	Qualified	101%	100%	76%	100%	107%	100%	122%	100%	117%	100%	92%	103%	<div style="text-align: center;"> Brambles Day Shift </div> <div style="text-align: center; margin-top: 10px;"> Brambles Night Shift </div>
	Non Professionally Qualified	101.43%	100.00%	116.13%	100.00%	102.00%	100.00%	92.90%	101.61%	106.00%	115.00%	127.10%	132.26%	

Safer Staffing Levels

Wards		February Rate Day Shift	February Rate Night Shift	March Rate Day Shift	March Rate Night Shift	April Rate Day Shift	April Rate Night Shift	May Rate Day Shift	May Rate Night Shift	June Rate Day Shift	June Rate Night Shift	July Rate Day Shift	July Rate Night Shift	Position to date
Ferns	Qualified	107.14%	100.00%	92.54%	100.00%	105.00%	103.33%	100.79%	100.00%	103.33%	106.67%	100.00%	100.00%	<div style="text-align: center;"> Ferns Day Shift </div> <div style="text-align: center;"> Ferns Night Shift </div>
	Non Professionally Qualified	97.62%	96.43%	108.60%	129.03%	106.67%	118.33%	100.54%	97.10%	107.22%	130.00%	98.92%	104.84%	

Safer Staffing Levels

Wards		February Rate Day Shift	February Rate Night Shift	March Rate Day Shift	March Rate Night Shift	April Rate Day Shift	April Rate Night Shift	May Rate Day Shift	May Rate Night Shift	June Rate Day Shift	June Rate Night Shift	July Rate Day Shift	July Rate Night Shift	Position to date
Glade	Qualified	108.33%	110.71%	117.20%	109.68%	111.11%	100.00%	117.20%	106.45%	90.36%	86.21%	74.47%	90.32%	<div style="text-align: center;"> Glade Day Shift </div> <div style="text-align: center;"> Glade Night Shift </div>
	Non Professionally Qualified	111.90%	83.33%	105.38%	105.38%	117.22%	100.00%	95.16%	108.82%	111.69%	119.05%	128.65%	80.60%	

Safer Staffing Levels

Wards		February Rate Day Shift	February Rate Night Shift	March Rate Day Shift	March Rate Night Shift	April Rate Day Shift	April Rate Night Shift	May Rate Day Shift	May Rate Night Shift	June Rate Day Shift	June Rate Night Shift	July Rate Day Shift	July Rate Night Shift	Position to date
Windermere	Qualified	66.96%	100.00%	95.16%	96.88%	87.50%	100.00%	89.52%	100.00%	78.33%	106.67%	75.00%	103.23%	<p>Windermere Day Shift</p> <p>Windermere Night Shift</p>
	Non Professionally Qualified	181.25%	144.64%	116.13%	104.84%	126.67%	115.00%	125.81%	120.97%	150.83%	136.67%	165.32%	148.39%	

Safer Staffing Levels

Wards		February Rate Day Shift	February Rate Night Shift	March Rate Day Shift	March Rate Night Shift	April Rate Day Shift	April Rate Night Shift	May Rate Day Shift	May Rate Night Shift	June Rate Day Shift	June Rate Night Shift	July Rate Day Shift	July Rate Night Shift	Position to date
Drug and Alcohol Services														
New Beginnings	Qualified	109%	100%	111%	100%	95%	100%	106%	100%	108%	100%	87%	100%	<p>New Beginnings Day Shift</p>
	Non Professionally Qualified	98%	98%	98%	100%	95%	98%	97%	123%	103%	100%	97%	95%	