

## Safer Staffing Levels

Wards		April Rate Day Shift	April Rate Night Shift	May Rate Day Shift	May Rate Night Shift	June Rate Day Shift	June Rate Night Shift	July Rate Day Shift	July Rate Night Shift	August Rate Day Shift	August Rate Night Shift	September Rate Day Shift	September Rate Night Shift	Position to date
Rate														
		Apr-18	Apr-18	May-18	May-18	Jun-18	Jun-18	Jul-18	Jul-18	Aug-18	Aug-18	Sep-18	Sep-18	
Brodsworth	Qualified	97%	100%	99%	100%	92%	100%	92%	103%	90%	97%	95.00%	100.00%	<p style="text-align: center;"><b>Brodsworth Day Shift</b></p>
	Non Professionally Qualified	112%	100%	102%	100%	112%	102%	113%	98%	113%	105%	110.00%	100.00%	

## Safer Staffing Levels

Wards		April Rate Day Shift	April Rate Night Shift	May Rate Day Shift	May Rate Night Shift	June Rate Day Shift	June Rate Night Shift	July Rate Day Shift	July Rate Night Shift	August Rate Day Shift	August Rate Night Shift	September Rate Day Shift	September Rate Night Shift	Position to date
Cusworth	Qualified	100.81%	106.67%	98.39%	100.00%	94.85%	96.67%	85.24%	100.00%	96.67%	100.00%	78.38%	100.00%	<p style="text-align: center;"><b>Cusworth Day Shift</b></p>
	Non Professionally Qualified	104.95%	100.00%	100.78%	101.61%	96.82%	100.00%	112.37%	96.77%	105.87%	96.77%	119.90%	121.67%	<p style="text-align: center;"><b>Cusworth Night Shift</b></p>

## Safer Staffing Levels

Wards		April Rate Day Shift	April Rate Night Shift	May Rate Day Shift	May Rate Night Shift	June Rate Day Shift	June Rate Night Shift	July Rate Day Shift	July Rate Night Shift	August Rate Day Shift	August Rate Night Shift	September Rate Day Shift	September Rate Night Shift	Position to date
Skelbrooke	Qualified	103.22%	103.33%	83.14%	103.23%	81.46%	109.68%	78.15%	103.23%	75.71%	100.00%	79.85%	100.00%	<p style="text-align: center;"><b>Skelbrooke Day Shift</b></p>
	Non Professionally Qualified	119.14%	148.33%	121.70%	117.74%	139.29%	120.00%	150.78%	156.45%	136.36%	141.27%	120.10%	103.33%	<p style="text-align: center;"><b>Skelbrooke Night Shift</b></p>

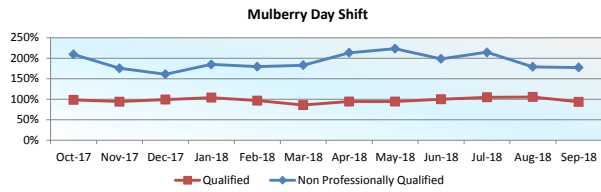
## Safer Staffing Levels

Wards		April Rate Day Shift	April Rate Night Shift	May Rate Day Shift	May Rate Night Shift	June Rate Day Shift	June Rate Night Shift	July Rate Day Shift	July Rate Night Shift	August Rate Day Shift	August Rate Night Shift	September Rate Day Shift	September Rate Night Shift	Position to date
Emerald	Qualified	100%	100%	102%	100%	100%	100%	100%	100%	100%	100%	100%	100%	<div style="text-align: center;"> <b>Emerald Day Shift</b> </div> <div style="text-align: center;"> <b>Emerald Night Shift</b> </div>
	Non Professionally Qualified	96%	100%	97%	100%	97%	100%	98%	100%	98%	100%	96.57%	100%	

## Safer Staffing Levels

Wards		April Rate Day Shift	April Rate Night Shift	May Rate Day Shift	May Rate Night Shift	June Rate Day Shift	June Rate Night Shift	July Rate Day Shift	July Rate Night Shift	August Rate Day Shift	August Rate Night Shift	September Rate Day Shift	September Rate Night Shift	Position to date
Coral	Qualified	78.23%	100.00%	91.90%	100.00%	84.75%	100.00%	84.75%	100.00%	89.64%	100.00%	84.04%	100.00%	<div style="text-align: center;">Coral Day Shift</div>
	Non Professionally Qualified	123.43%	103.33%	108.02%	103.28%	116.92%	108.33%	111.24%	106.45%	106.35%	101.61%	116.72%	105.00%	

Safer Staffing Levels

Wards		April Rate Day Shift	April Rate Night Shift	May Rate Day Shift	May Rate Night Shift	June Rate Day Shift	June Rate Night Shift	July Rate Day Shift	July Rate Night Shift	August Rate Day Shift	August Rate Night Shift	September Rate Day Shift	September Rate Night Shift	Position to date
Mulberry	Qualified	94.09%	93.33%	94.38%	83.87%	99.84%	81.67%	104.68%	90.32%	105.57%	98.36%	93.33%	80.00%	 <p>Mulberry Day Shift</p> <p>This line chart shows staffing levels for the Mulberry Day Shift from Oct-17 to Sep-18. The Y-axis represents percentage (0% to 250%). The X-axis shows months. Two data series are plotted: 'Qualified' (red line with square markers) and 'Non Professionally Qualified' (blue line with diamond markers). The 'Non Professionally Qualified' series consistently stays above 150%, peaking at approximately 220% in May-18. The 'Qualified' series fluctuates around 100%, ending at 80.00% in Sep-18.</p>
	Non Professionally Qualified	213.39%	175.00%	223.36%	139.02%	198.44%	166.67%	214.36%	156.45%	178.93%	150.00%	177.47%	168.33%	

Safer Staffing Levels

Wards		April Rate Day Shift	April Rate Night Shift	May Rate Day Shift	May Rate Night Shift	June Rate Day Shift	June Rate Night Shift	July Rate Day Shift	July Rate Night Shift	August Rate Day Shift	August Rate Night Shift	September Rate Day Shift	September Rate Night Shift	Position to date
Goldcrest	Qualified	171.95%	140.00%	171.32%	134.38%	180.15%	113.33%	163.13%	106.45%	179.31%	135.48%	160.31%	103.33%	<p><b>Goldcrest Day Shift</b></p>
	Non Professionally Qualified	65.69%	80.00%	67.64%	81.97%	59.10%	93.33%	75.88%	90.32%	57.94%	80.65%	73.18%	90.00%	<p><b>Goldcrest Night Shift</b></p>

Safer Staffing Levels

Wards		April Rate Day Shift	April Rate Night Shift	May Rate Day Shift	May Rate Night Shift	June Rate Day Shift	June Rate Night Shift	July Rate Day Shift	July Rate Night Shift	August Rate Day Shift	August Rate Night Shift	September Rate Day Shift	September Rate Night Shift	Position to date
Kingfisher	Qualified	131.74%	103.33%	125.80%	100.00%	118.89%	106.67%	137.07%	103.23%	112.95%	100.00%	108.36%	100.00%	<p><b>Kingfisher Day Shift</b></p>
	Non Professionally Qualified	130.00%	133.33%	128.93%	111.29%	123.70%	118.32%	120.17%	103.23%	129.83%	98.39%	123.28%	103.33%	<p><b>Kingfisher Night Shift</b></p>



## Safer Staffing Levels

Wards		April Rate Day Shift	April Rate Night Shift	May Rate Day Shift	May Rate Night Shift	June Rate Day Shift	June Rate Night Shift	July Rate Day Shift	July Rate Night Shift	August Rate Day Shift	August Rate Night Shift	September Rate Day Shift	September Rate Night Shift	Position to date
Osprey	Qualified	92%	100%	93%	100%	98%	100%	96%	103%	90%	103%	102.46%	100.00%	<div style="text-align: center;"> <b>Osprey Day Shift</b> </div>
	Non Professionally Qualified	98%	109%	95%	103%	93%	100%	89%	100%	104%	115%	97.51%	114.04%	

## Safer Staffing Levels

Wards		April Rate Day Shift	April Rate Night Shift	May Rate Day Shift	May Rate Night Shift	June Rate Day Shift	June Rate Night Shift	July Rate Day Shift	July Rate Night Shift	August Rate Day Shift	August Rate Night Shift	September Rate Day Shift	September Rate Night Shift	Position to date
Sandpiper	Qualified	98%	110%	88%	103%	82%	107%	70%	106%	63%	94%	80.92%	106.67%	<p style="text-align: center;"><b>Sandpiper Day Shift</b></p>
	Non Professionally Qualified	98%	97%	93%	93%	100%	85%	81%	73%	109%	90%	103.36%	100.00%	<p style="text-align: center;"><b>Sandpiper Night Shift</b></p>

## Safer Staffing Levels

Wards		April Rate Day Shift	April Rate Night Shift	May Rate Day Shift	May Rate Night Shift	June Rate Day Shift	June Rate Night Shift	July Rate Day Shift	July Rate Night Shift	August Rate Day Shift	August Rate Night Shift	September Rate Day Shift	September Rate Night Shift	Position to date
Hawthorn	Qualified	91.67%	88.33%	95.97%	90.32%	90.00%	83.33%	94.35%	82.26%	89.52%	82.26%	92.50%	93.33%	<p style="text-align: center;"><b>Hawthorn Day Shift</b></p>
	Non Professionally Qualified	102%	103%	104%	95%	87%	110%	97%	111%	96%	106%	97.41%	101.67%	

Safer Staffing Levels

Wards		April Rate Day Shift	April Rate Night Shift	May Rate Day Shift	May Rate Night Shift	June Rate Day Shift	June Rate Night Shift	July Rate Day Shift	July Rate Night Shift	August Rate Day Shift	August Rate Night Shift	September Rate Day Shift	September Rate Night Shift	Position to date
Hazel	Qualified	113%	103%	102%	100%	119%	100%	105%	100%	89%	100%	90.00%	100.00%	<p><b>Hazel Day Shift</b></p>
	Non Professionally Qualified	110.11%	130.00%	108.30%	133.87%	105.56%	140.00%	105.02%	100.00%	97.14%	98.39%	101.85%	98.33%	<p><b>Hazel Night Shift</b></p>

Safer Staffing Levels

Wards		April Rate Day Shift	April Rate Night Shift	May Rate Day Shift	May Rate Night Shift	June Rate Day Shift	June Rate Night Shift	July Rate Day Shift	July Rate Night Shift	August Rate Day Shift	August Rate Night Shift	September Rate Day Shift	September Rate Night Shift	Position to date																																							
Magnolia	Qualified	105.83%	106.67%	101.61%	100.00%	100.00%	110.00%	100.81%	100.00%	91.94%	96.77%	95.00%	100.00%	<p><b>Magnolia Day Shift</b></p> <table border="1"> <caption>Magnolia Day Shift Data</caption> <thead> <tr> <th>Month</th> <th>Qualified</th> <th>Non Professionally Qualified</th> </tr> </thead> <tbody> <tr><td>Oct-17</td><td>60%</td><td>145%</td></tr> <tr><td>Nov-17</td><td>70%</td><td>135%</td></tr> <tr><td>Dec-17</td><td>75%</td><td>105%</td></tr> <tr><td>Jan-18</td><td>80%</td><td>135%</td></tr> <tr><td>Feb-18</td><td>85%</td><td>145%</td></tr> <tr><td>Mar-18</td><td>75%</td><td>125%</td></tr> <tr><td>Apr-18</td><td>105%</td><td>125%</td></tr> <tr><td>May-18</td><td>100%</td><td>100%</td></tr> <tr><td>Jun-18</td><td>100%</td><td>95%</td></tr> <tr><td>Jul-18</td><td>100%</td><td>100%</td></tr> <tr><td>Aug-18</td><td>95%</td><td>100%</td></tr> <tr><td>Sep-18</td><td>95%</td><td>100%</td></tr> </tbody> </table>	Month	Qualified	Non Professionally Qualified	Oct-17	60%	145%	Nov-17	70%	135%	Dec-17	75%	105%	Jan-18	80%	135%	Feb-18	85%	145%	Mar-18	75%	125%	Apr-18	105%	125%	May-18	100%	100%	Jun-18	100%	95%	Jul-18	100%	100%	Aug-18	95%	100%	Sep-18	95%	100%
	Month	Qualified	Non Professionally Qualified																																																		
Oct-17	60%	145%																																																			
Nov-17	70%	135%																																																			
Dec-17	75%	105%																																																			
Jan-18	80%	135%																																																			
Feb-18	85%	145%																																																			
Mar-18	75%	125%																																																			
Apr-18	105%	125%																																																			
May-18	100%	100%																																																			
Jun-18	100%	95%																																																			
Jul-18	100%	100%																																																			
Aug-18	95%	100%																																																			
Sep-18	95%	100%																																																			
Non Professionally Qualified	120.00%	177.08%	103.68%	120.00%	94.29%	105.00%	99.54%	143.55%	104.15%	144.44%	101.90%	146.67%	<p><b>Magnolia Night Shift</b></p> <table border="1"> <caption>Magnolia Night Shift Data</caption> <thead> <tr> <th>Month</th> <th>Qualified</th> <th>Non Professionally Qualified</th> </tr> </thead> <tbody> <tr><td>Oct-17</td><td>95%</td><td>185%</td></tr> <tr><td>Nov-17</td><td>95%</td><td>195%</td></tr> <tr><td>Dec-17</td><td>95%</td><td>165%</td></tr> <tr><td>Jan-18</td><td>95%</td><td>145%</td></tr> <tr><td>Feb-18</td><td>95%</td><td>155%</td></tr> <tr><td>Mar-18</td><td>95%</td><td>195%</td></tr> <tr><td>Apr-18</td><td>105%</td><td>185%</td></tr> <tr><td>May-18</td><td>95%</td><td>135%</td></tr> <tr><td>Jun-18</td><td>100%</td><td>115%</td></tr> <tr><td>Jul-18</td><td>95%</td><td>155%</td></tr> <tr><td>Aug-18</td><td>95%</td><td>155%</td></tr> <tr><td>Sep-18</td><td>95%</td><td>155%</td></tr> </tbody> </table>	Month	Qualified	Non Professionally Qualified	Oct-17	95%	185%	Nov-17	95%	195%	Dec-17	95%	165%	Jan-18	95%	145%	Feb-18	95%	155%	Mar-18	95%	195%	Apr-18	105%	185%	May-18	95%	135%	Jun-18	100%	115%	Jul-18	95%	155%	Aug-18	95%	155%	Sep-18	95%	155%	
Month	Qualified	Non Professionally Qualified																																																			
Oct-17	95%	185%																																																			
Nov-17	95%	195%																																																			
Dec-17	95%	165%																																																			
Jan-18	95%	145%																																																			
Feb-18	95%	155%																																																			
Mar-18	95%	195%																																																			
Apr-18	105%	185%																																																			
May-18	95%	135%																																																			
Jun-18	100%	115%																																																			
Jul-18	95%	155%																																																			
Aug-18	95%	155%																																																			
Sep-18	95%	155%																																																			

Safer Staffing Levels

Wards		April Rate Day Shift	April Rate Night Shift	May Rate Day Shift	May Rate Night Shift	June Rate Day Shift	June Rate Night Shift	July Rate Day Shift	July Rate Night Shift	August Rate Day Shift	August Rate Night Shift	September Rate Day Shift	September Rate Night Shift	Position to date
St. John's	Qualified	97%	100%	99%	102%	93%	100%	95%	100%	91%	100%	91.16%	98.33%	<p><b>St John's Hospice Day Shift</b></p> <p>200% 150% 100% 50% 0%</p> <p>Oct-17 Nov-17 Dec-17 Jan-18 Feb-18 Mar-18 Apr-18 May-18 Jun-18 Jul-18 Aug-18 Sep-18</p> <p>— Qualified — Non Professionally Qualified</p>
	Non Professionally Qualified	103%	100%	100%	103%	90%	97%	84%	97%	95%	129%	93.44%	103.33%	<p><b>St John's Hospice Night Shift</b></p> <p>200% 150% 100% 50% 0%</p> <p>Oct-17 Nov-17 Dec-17 Jan-18 Feb-18 Mar-18 Apr-18 May-18 Jun-18 Jul-18 Aug-18 Sep-18</p> <p>— Qualified — Non Professionally Qualified</p>

Safer Staffing Levels

Wards		April Rate Day Shift	April Rate Night Shift	May Rate Day Shift	May Rate Night Shift	June Rate Day Shift	June Rate Night Shift	July Rate Day Shift	July Rate Night Shift	August Rate Day Shift	August Rate Night Shift	September Rate Day Shift	September Rate Night Shift	Position to date
<b>Forensic</b>														
Amber Lodge R&R	Qualified	79%	91%	111%	100%	114%	100%	82%	100%	87%	94%	143.24%	100.00%	<p><b>Amber Lodge R&amp;R Day Shift</b></p>
	Non Professionally Qualified	101.95%	118.33%	88.54%	104.76%	89.49%	110.00%	98.88%	108.06%	96.55%	106.35%	83.28%	98.33%	

Safer Staffing Levels

Wards		April Rate Day Shift	April Rate Night Shift	May Rate Day Shift	May Rate Night Shift	June Rate Day Shift	June Rate Night Shift	July Rate Day Shift	July Rate Night Shift	August Rate Day Shift	August Rate Night Shift	September Rate Day Shift	September Rate Night Shift	Position to date
Amber Lodge ISU	Qualified	98%	100%	100%	100%	98%	97%	95%	97%	83%	100%	105.00%	100.00%	<p><b>Amber Lodge ISU Day Shift</b></p> <p><b>Amber Lodge ISU Night Shift</b></p>
	Non Professionally Qualified	124.2%	100.0%	135.5%	100.0%	137.5%	96.7%	145.2%	98.4%	129.8%	93.6%	115.00%	100.00%	



Safer Staffing Levels

Wards		April Rate Day Shift	April Rate Night Shift	May Rate Day Shift	May Rate Night Shift	June Rate Day Shift	June Rate Night Shift	July Rate Day Shift	July Rate Night Shift	August Rate Day Shift	August Rate Night Shift	September Rate Day Shift	September Rate Night Shift	Position to date
Jubilee Close	Qualified	100%	100%	102%	100%	103%	100%	102%	100%	100%	100%	105.00%	100.00%	<p><b>Jubilee Close Day Shift</b></p>
	Non Professionally Qualified	115%	102%	106%	103%	118%	103%	139%	100%	134%	103%	148.33%	95.00%	<p><b>Jubilee Close Night Shift</b></p>

## Safer Staffing Levels

Wards		April Rate Day Shift	April Rate Night Shift	May Rate Day Shift	May Rate Night Shift	June Rate Day Shift	June Rate Night Shift	July Rate Day Shift	July Rate Night Shift	August Rate Day Shift	August Rate Night Shift	September Rate Day Shift	September Rate Night Shift	Position to date
Danescourt	Qualified	100%	100%	103%	100%	105%	100%	106%	100%	113%	100%	120.00%	100.00%	<p style="text-align: center;"><b>Danescourt Day Shift</b></p>
	Non Professionally Qualified	119%	100%	110%	106%	108%	100%	97%	100%	114%	116%	102.50%	103.33%	<p style="text-align: center;"><b>Danescourt Night Shift</b></p>

## Safer Staffing Levels

Wards		April Rate Day Shift	April Rate Night Shift	May Rate Day Shift	May Rate Night Shift	June Rate Day Shift	June Rate Night Shift	July Rate Day Shift	July Rate Night Shift	August Rate Day Shift	August Rate Night Shift	September Rate Day Shift	September Rate Night Shift	Position to date
<b>Older Peoples Mental Health Services</b>														
Coniston	Qualified	98%	103%	98%	103%	99%	100%	90%	103%	100%	100%	102.50%	100.00%	<div style="text-align: center;"> <b>Coniston Day Shift</b> </div>
	Non Professionally Qualified	102.5%	98.3%	101.6%	98.3%	100.0%	100.0%	102.4%	95.1%	99.2%	103.3%	95.83%	100.00%	

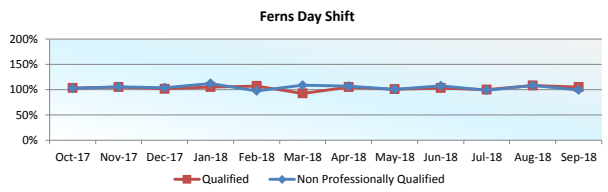
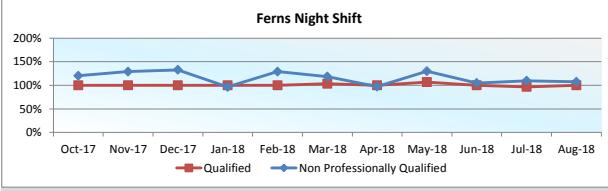
Safer Staffing Levels

Wards		April Rate Day Shift	April Rate Night Shift	May Rate Day Shift	May Rate Night Shift	June Rate Day Shift	June Rate Night Shift	July Rate Day Shift	July Rate Night Shift	August Rate Day Shift	August Rate Night Shift	September Rate Day Shift	September Rate Night Shift	Position to date
Laurel	Qualified	100.00%	100.00%	120.97%	100.00%	105.08%	103.33%	114.52%	103.23%	106.45%	100.00%	100.00%	96.67%	<p><b>Laurel Day Shift</b></p>
	Non Professionally Qualified	102.04%	103.06%	95.21%	105.62%	100.55%	102.20%	113.44%	104.35%	102.69%	109.78%	92.78%	95.51%	

## Safer Staffing Levels

Wards		April Rate Day Shift	April Rate Night Shift	May Rate Day Shift	May Rate Night Shift	June Rate Day Shift	June Rate Night Shift	July Rate Day Shift	July Rate Night Shift	August Rate Day Shift	August Rate Night Shift	September Rate Day Shift	September Rate Night Shift	Position to date
Brambles	Qualified	107%	100%	122%	100%	117%	100%	92%	103%	105%	100%	98.20%	100.00%	<div style="text-align: center;"> <b>Brambles Day Shift</b> </div> <div style="text-align: center;"> <b>Brambles Night Shift</b> </div>
	Non Professionally Qualified	102.00%	100.00%	92.90%	101.61%	106.00%	115.00%	127.10%	132.26%	123.23%	137.10%	127.27%	133.96%	

Safer Staffing Levels

Wards		April Rate Day Shift	April Rate Night Shift	May Rate Day Shift	May Rate Night Shift	June Rate Day Shift	June Rate Night Shift	July Rate Day Shift	July Rate Night Shift	August Rate Day Shift	August Rate Night Shift	September Rate Day Shift	September Rate Night Shift	Position to date
Ferns	Qualified	105.00%	103.33%	100.79%	100.00%	103.33%	106.67%	100.00%	100.00%	108.06%	96.77%	105.00%	100.00%	 <p><b>Ferns Day Shift</b></p> <p>This line chart shows staffing levels for the Day Shift from Oct-17 to Sep-18. The y-axis represents percentage from 0% to 200%. The x-axis shows monthly intervals. Two data series are plotted: 'Qualified' (red squares) and 'Non Professionally Qualified' (blue diamonds). Both series fluctuate around the 100% mark, with 'Non Professionally Qualified' generally staying slightly above 100% and 'Qualified' slightly below or at 100%.</p>
	Non Professionally Qualified	106.67%	118.33%	100.54%	97.10%	107.22%	130.00%	98.92%	104.84%	108.06%	109.68%	99.52%	107.50%	 <p><b>Ferns Night Shift</b></p> <p>This line chart shows staffing levels for the Night Shift from Oct-17 to Aug-18. The y-axis represents percentage from 0% to 200%. The x-axis shows monthly intervals. Two data series are plotted: 'Qualified' (red squares) and 'Non Professionally Qualified' (blue diamonds). 'Non Professionally Qualified' staffing is consistently higher, fluctuating between 100% and 150%. 'Qualified' staffing fluctuates between approximately 80% and 120%.</p>

Safer Staffing Levels

Wards		April Rate Day Shift	April Rate Night Shift	May Rate Day Shift	May Rate Night Shift	June Rate Day Shift	June Rate Night Shift	July Rate Day Shift	July Rate Night Shift	August Rate Day Shift	August Rate Night Shift	September Rate Day Shift	September Rate Night Shift	Position to date
Glade	Qualified	111.11%	100.00%	117.20%	106.45%	90.36%	86.21%	74.47%	90.32%	95.70%	100.00%	82.22%	100.00%	<p><b>Glade Day Shift</b></p>
	Non Professionally Qualified	117.22%	100.00%	95.16%	108.82%	111.69%	119.05%	128.65%	80.60%	117.74%	100.00%	115.56%	96.39%	<p><b>Glade Night Shift</b></p>

Safer Staffing Levels

Wards		April Rate Day Shift	April Rate Night Shift	May Rate Day Shift	May Rate Night Shift	June Rate Day Shift	June Rate Night Shift	July Rate Day Shift	July Rate Night Shift	August Rate Day Shift	August Rate Night Shift	September Rate Day Shift	September Rate Night Shift	Position to date
Windermere	Qualified	87.50%	100.00%	89.52%	100.00%	78.33%	106.67%	75.00%	103.23%	87.90%	100.00%	92.50%	113.33%	<p><b>Windermere Day Shift</b></p> <p><b>Windermere Night Shift</b></p>
	Non Professionally Qualified	126.67%	115.00%	125.81%	120.97%	150.83%	136.67%	165.32%	148.39%	129.03%	117.74%	135.83%	98.33%	



## Safer Staffing Levels

Wards		April Rate Day Shift	April Rate Night Shift	May Rate Day Shift	May Rate Night Shift	June Rate Day Shift	June Rate Night Shift	July Rate Day Shift	July Rate Night Shift	August Rate Day Shift	August Rate Night Shift	September Rate Day Shift	September Rate Night Shift	Position to date
<b>Drug and Alcohol Services</b>														
New Beginnings	Qualified	95%	100%	106%	100%	108%	100%	87%	100%	92%	100%	101%	100%	<p><b>New Beginnings Day Shift</b></p>
	Non Professionally Qualified	95%	98%	97%	123%	103%	100%	97%	95%	103%	100%	93%	95%	